









































































Lesson 17: Solving Compound Inequalities

Directions: Solve each compound inequality and use a pencil to **DRAW** the object that corresponds with your answer. **SHOW YOUR STEPS!!!**

<p>1. $4 \leq x + 2 \leq 7$</p> <table border="1" style="width: 100%; border-collapse: collapse;"> <tr> <td style="width: 80%; padding: 2px;">(a) If your answer is $2 \leq x \leq 5$ draw the following ears.</td> <td style="width: 20%; text-align: center; padding: 2px;"></td> </tr> <tr> <td style="padding: 2px;">(b) If your answer is $6 \leq x \leq 9$ draw the following ears.</td> <td style="text-align: center; padding: 2px;"></td> </tr> </table>	(a) If your answer is $2 \leq x \leq 5$ draw the following ears.		(b) If your answer is $6 \leq x \leq 9$ draw the following ears.		<p>2. $x + 6 > 4$</p> <table border="1" style="width: 100%; border-collapse: collapse;"> <tr> <td style="width: 80%; padding: 2px;">(a) If your answer is $x > 10$ draw the following snorkel mask.</td> <td style="width: 20%; text-align: center; padding: 2px;"></td> </tr> <tr> <td style="padding: 2px;">(b) If your answer is $x > 2$ draw the following snorkel mask.</td> <td style="text-align: center; padding: 2px;"></td> </tr> </table>	(a) If your answer is $x > 10$ draw the following snorkel mask.		(b) If your answer is $x > 2$ draw the following snorkel mask.		<p>3. $x + 6 \leq 10$ or $x - 2 \geq 3$</p> <table border="1" style="width: 100%; border-collapse: collapse;"> <tr> <td style="width: 80%; padding: 2px;">(a) If your answer is $x \leq 5$ or $x \geq 4$ draw the following eyes inside the mask.</td> <td style="width: 20%; text-align: center; padding: 2px;"></td> </tr> <tr> <td style="padding: 2px;">(b) If your answer is $x \leq 4$ or $x \geq 5$ draw the following eyes inside the mask.</td> <td style="text-align: center; padding: 2px;"></td> </tr> </table>	(a) If your answer is $x \leq 5$ or $x \geq 4$ draw the following eyes inside the mask.		(b) If your answer is $x \leq 4$ or $x \geq 5$ draw the following eyes inside the mask.	
(a) If your answer is $2 \leq x \leq 5$ draw the following ears.														
(b) If your answer is $6 \leq x \leq 9$ draw the following ears.														
(a) If your answer is $x > 10$ draw the following snorkel mask.														
(b) If your answer is $x > 2$ draw the following snorkel mask.														
(a) If your answer is $x \leq 5$ or $x \geq 4$ draw the following eyes inside the mask.														
(b) If your answer is $x \leq 4$ or $x \geq 5$ draw the following eyes inside the mask.														
<p>4. $-3 \geq -3x \geq -9$</p> <table border="1" style="width: 100%; border-collapse: collapse;"> <tr> <td style="width: 80%; padding: 2px;">(a) If your answer is $-6 \leq x \leq 0$ draw the following eyebrows.</td> <td style="width: 20%; text-align: center; padding: 2px;"></td> </tr> <tr> <td style="padding: 2px;">(b) If your answer is $1 \leq x \leq 3$ draw the following eyebrows.</td> <td style="text-align: center; padding: 2px;"></td> </tr> </table>	(a) If your answer is $-6 \leq x \leq 0$ draw the following eyebrows.		(b) If your answer is $1 \leq x \leq 3$ draw the following eyebrows.		<p>5. $5x \leq -15$ or $2x \geq 6$</p> <table border="1" style="width: 100%; border-collapse: collapse;"> <tr> <td style="width: 80%; padding: 2px;">(a) If your answer is $x \leq 3$ or $x \geq -3$ draw the following snorkel.</td> <td style="width: 20%; text-align: center; padding: 2px;"></td> </tr> <tr> <td style="padding: 2px;">(b) If your answer is $x \leq -3$ or $x \geq 3$ draw the following snorkel.</td> <td style="text-align: center; padding: 2px;"></td> </tr> </table>	(a) If your answer is $x \leq 3$ or $x \geq -3$ draw the following snorkel.		(b) If your answer is $x \leq -3$ or $x \geq 3$ draw the following snorkel.		<p>6. $-15 < x - 7$</p> <table border="1" style="width: 100%; border-collapse: collapse;"> <tr> <td style="width: 80%; padding: 2px;">(a) If your answer is $-8 < x$ draw TWO bubbles coming out of the snorkel.</td> <td style="width: 20%; text-align: center; padding: 2px;"></td> </tr> <tr> <td style="padding: 2px;">(b) If your answer is $-8 > x$ draw LOTS of bubbles coming out of the snorkel.</td> <td style="text-align: center; padding: 2px;"></td> </tr> </table>	(a) If your answer is $-8 < x$ draw TWO bubbles coming out of the snorkel.		(b) If your answer is $-8 > x$ draw LOTS of bubbles coming out of the snorkel.	
(a) If your answer is $-6 \leq x \leq 0$ draw the following eyebrows.														
(b) If your answer is $1 \leq x \leq 3$ draw the following eyebrows.														
(a) If your answer is $x \leq 3$ or $x \geq -3$ draw the following snorkel.														
(b) If your answer is $x \leq -3$ or $x \geq 3$ draw the following snorkel.														
(a) If your answer is $-8 < x$ draw TWO bubbles coming out of the snorkel.														
(b) If your answer is $-8 > x$ draw LOTS of bubbles coming out of the snorkel.														
<p>7. $x + 6 = 5$</p> <table border="1" style="width: 100%; border-collapse: collapse;"> <tr> <td style="width: 80%; padding: 2px;">(a) If your answer is $x = -1, -11$ draw the following hair.</td> <td style="width: 20%; text-align: center; padding: 2px;"></td> </tr> <tr> <td style="padding: 2px;">(b) If your answer is $x = -1$ draw the following hair.</td> <td style="text-align: center; padding: 2px;"></td> </tr> </table>	(a) If your answer is $x = -1, -11$ draw the following hair.		(b) If your answer is $x = -1$ draw the following hair.		<p>8. $5 < x - 1 < 7$</p> <table border="1" style="width: 100%; border-collapse: collapse;"> <tr> <td style="width: 80%; padding: 2px;">(a) If your answer is $6 < x < 8$ draw seaweed in the background.</td> <td style="width: 20%; text-align: center; padding: 2px;"></td> </tr> <tr> <td style="padding: 2px;">(b) If your answer is $4 < x < 6$ draw coral in the background.</td> <td style="text-align: center; padding: 2px;"></td> </tr> </table>	(a) If your answer is $6 < x < 8$ draw seaweed in the background.		(b) If your answer is $4 < x < 6$ draw coral in the background.		<p>9. $-2 < 1 - x < 5$</p> <table border="1" style="width: 100%; border-collapse: collapse;"> <tr> <td style="width: 80%; padding: 2px;">(a) If your answer is $-3 < x < 4$ draw an octopus in the background.</td> <td style="width: 20%; text-align: center; padding: 2px;"></td> </tr> <tr> <td style="padding: 2px;">(b) If your answer is $-4 < x < 3$ draw a jellyfish in the background.</td> <td style="text-align: center; padding: 2px;"></td> </tr> </table>	(a) If your answer is $-3 < x < 4$ draw an octopus in the background.		(b) If your answer is $-4 < x < 3$ draw a jellyfish in the background.	
(a) If your answer is $x = -1, -11$ draw the following hair.														
(b) If your answer is $x = -1$ draw the following hair.														
(a) If your answer is $6 < x < 8$ draw seaweed in the background.														
(b) If your answer is $4 < x < 6$ draw coral in the background.														
(a) If your answer is $-3 < x < 4$ draw an octopus in the background.														
(b) If your answer is $-4 < x < 3$ draw a jellyfish in the background.														
<p>10. $-2 \geq -2x - 4 \geq -6$</p> <table border="1" style="width: 100%; border-collapse: collapse;"> <tr> <td style="width: 80%; padding: 2px;">(a) If your answer is $-2 \leq x \leq 2$ draw a seashell in the background.</td> <td style="width: 20%; text-align: center; padding: 2px;"></td> </tr> <tr> <td style="padding: 2px;">(b) If your answer is $-1 \leq x \leq 1$ draw a starfish in the background.</td> <td style="text-align: center; padding: 2px;"></td> </tr> </table>	(a) If your answer is $-2 \leq x \leq 2$ draw a seashell in the background.		(b) If your answer is $-1 \leq x \leq 1$ draw a starfish in the background.		<p>11. $-9x < 18$ or $x + 5 < -2$</p> <table border="1" style="width: 100%; border-collapse: collapse;"> <tr> <td style="width: 80%; padding: 2px;">(a) If your answer is $x < -7$ or $x > -2$ draw a school of fish in the background.</td> <td style="width: 20%; text-align: center; padding: 2px;"></td> </tr> <tr> <td style="padding: 2px;">(b) If your answer is $x < -9$ or $x > -7$ draw TWO fish in the background.</td> <td style="text-align: center; padding: 2px;"></td> </tr> </table>	(a) If your answer is $x < -7$ or $x > -2$ draw a school of fish in the background.		(b) If your answer is $x < -9$ or $x > -7$ draw TWO fish in the background.		<p>12. $3x - 2 = 4$</p> <table border="1" style="width: 100%; border-collapse: collapse;"> <tr> <td style="width: 80%; padding: 2px;">(a) If your answer is $x = 2, -2$ draw a whale in the background.</td> <td style="width: 20%; text-align: center; padding: 2px;"></td> </tr> <tr> <td style="padding: 2px;">(b) If your answer is $x = 2$ draw a shark in the background.</td> <td style="text-align: center; padding: 2px;"></td> </tr> </table>	(a) If your answer is $x = 2, -2$ draw a whale in the background.		(b) If your answer is $x = 2$ draw a shark in the background.	
(a) If your answer is $-2 \leq x \leq 2$ draw a seashell in the background.														
(b) If your answer is $-1 \leq x \leq 1$ draw a starfish in the background.														
(a) If your answer is $x < -7$ or $x > -2$ draw a school of fish in the background.														
(b) If your answer is $x < -9$ or $x > -7$ draw TWO fish in the background.														
(a) If your answer is $x = 2, -2$ draw a whale in the background.														
(b) If your answer is $x = 2$ draw a shark in the background.														

Facing Math Lesson 1 Algebraic Expressions

SJ Ball



Facing Math Lesson 1 Algebraic Expressions:

This book delves into Facing Math Lesson 1 Algebraic Expressions. Facing Math Lesson 1 Algebraic Expressions is an essential topic that must be grasped by everyone, ranging from students and scholars to the general public. This book will furnish comprehensive and in-depth insights into Facing Math Lesson 1 Algebraic Expressions, encompassing both the fundamentals and more intricate discussions.

1. The book is structured into several chapters, namely:
 - Chapter 1: Introduction to Facing Math Lesson 1 Algebraic Expressions
 - Chapter 2: Essential Elements of Facing Math Lesson 1 Algebraic Expressions
 - Chapter 3: Facing Math Lesson 1 Algebraic Expressions in Everyday Life
 - Chapter 4: Facing Math Lesson 1 Algebraic Expressions in Specific Contexts
 - Chapter 5: Conclusion
 2. In chapter 1, the author will provide an overview of Facing Math Lesson 1 Algebraic Expressions. The first chapter will explore what Facing Math Lesson 1 Algebraic Expressions is, why Facing Math Lesson 1 Algebraic Expressions is vital, and how to effectively learn about Facing Math Lesson 1 Algebraic Expressions.
 3. In chapter 2, the author will delve into the foundational concepts of Facing Math Lesson 1 Algebraic Expressions. This chapter will elucidate the essential principles that must be understood to grasp Facing Math Lesson 1 Algebraic Expressions in its entirety.
 4. In chapter 3, the author will examine the practical applications of Facing Math Lesson 1 Algebraic Expressions in daily life. This chapter will showcase real-world examples of how Facing Math Lesson 1 Algebraic Expressions can be effectively utilized in everyday scenarios.
 5. In chapter 4, the author will scrutinize the relevance of Facing Math Lesson 1 Algebraic Expressions in specific contexts. The fourth chapter will explore how Facing Math Lesson 1 Algebraic Expressions is applied in specialized fields, such as education, business, and technology.
 6. In chapter 5, the author will draw a conclusion about Facing Math Lesson 1 Algebraic Expressions. This chapter will summarize the key points that have been discussed throughout the book.
- The book is crafted in an easy-to-understand language and is complemented by engaging illustrations. It is highly recommended for anyone seeking to gain a comprehensive understanding of Facing Math Lesson 1 Algebraic Expressions.

https://staging.conocer.cide.edu/book/Resources/Documents/good_business_leadership_flow_and_the_making_of_meaning.pdf

Table of Contents Facing Math Lesson 1 Algebraic Expressions

1. Understanding the eBook Facing Math Lesson 1 Algebraic Expressions
 - The Rise of Digital Reading Facing Math Lesson 1 Algebraic Expressions
 - Advantages of eBooks Over Traditional Books
2. Identifying Facing Math Lesson 1 Algebraic Expressions
 - Exploring Different Genres
 - Considering Fiction vs. Non-Fiction
 - Determining Your Reading Goals
3. Choosing the Right eBook Platform
 - Popular eBook Platforms
 - Features to Look for in an Facing Math Lesson 1 Algebraic Expressions
 - User-Friendly Interface
4. Exploring eBook Recommendations from Facing Math Lesson 1 Algebraic Expressions
 - Personalized Recommendations
 - Facing Math Lesson 1 Algebraic Expressions User Reviews and Ratings
 - Facing Math Lesson 1 Algebraic Expressions and Bestseller Lists
5. Accessing Facing Math Lesson 1 Algebraic Expressions Free and Paid eBooks
 - Facing Math Lesson 1 Algebraic Expressions Public Domain eBooks
 - Facing Math Lesson 1 Algebraic Expressions eBook Subscription Services
 - Facing Math Lesson 1 Algebraic Expressions Budget-Friendly Options
6. Navigating Facing Math Lesson 1 Algebraic Expressions eBook Formats
 - ePub, PDF, MOBI, and More
 - Facing Math Lesson 1 Algebraic Expressions Compatibility with Devices
 - Facing Math Lesson 1 Algebraic Expressions Enhanced eBook Features
7. Enhancing Your Reading Experience
 - Adjustable Fonts and Text Sizes of Facing Math Lesson 1 Algebraic Expressions
 - Highlighting and Note-Taking Facing Math Lesson 1 Algebraic Expressions
 - Interactive Elements Facing Math Lesson 1 Algebraic Expressions

8. Staying Engaged with Facing Math Lesson 1 Algebraic Expressions
 - Joining Online Reading Communities
 - Participating in Virtual Book Clubs
 - Following Authors and Publishers Facing Math Lesson 1 Algebraic Expressions
9. Balancing eBooks and Physical Books Facing Math Lesson 1 Algebraic Expressions
 - Benefits of a Digital Library
 - Creating a Diverse Reading Collection Facing Math Lesson 1 Algebraic Expressions
10. Overcoming Reading Challenges
 - Dealing with Digital Eye Strain
 - Minimizing Distractions
 - Managing Screen Time
11. Cultivating a Reading Routine Facing Math Lesson 1 Algebraic Expressions
 - Setting Reading Goals Facing Math Lesson 1 Algebraic Expressions
 - Carving Out Dedicated Reading Time
12. Sourcing Reliable Information of Facing Math Lesson 1 Algebraic Expressions
 - Fact-Checking eBook Content of Facing Math Lesson 1 Algebraic Expressions
 - Distinguishing Credible Sources
13. Promoting Lifelong Learning
 - Utilizing eBooks for Skill Development
 - Exploring Educational eBooks
14. Embracing eBook Trends
 - Integration of Multimedia Elements
 - Interactive and Gamified eBooks

Facing Math Lesson 1 Algebraic Expressions Introduction

In this digital age, the convenience of accessing information at our fingertips has become a necessity. Whether its research papers, eBooks, or user manuals, PDF files have become the preferred format for sharing and reading documents. However, the cost associated with purchasing PDF files can sometimes be a barrier for many individuals and organizations. Thankfully, there are numerous websites and platforms that allow users to download free PDF files legally. In this article, we will explore some of the best platforms to download free PDFs. One of the most popular platforms to download free PDF files is Project

Gutenberg. This online library offers over 60,000 free eBooks that are in the public domain. From classic literature to historical documents, Project Gutenberg provides a wide range of PDF files that can be downloaded and enjoyed on various devices. The website is user-friendly and allows users to search for specific titles or browse through different categories. Another reliable platform for downloading Facing Math Lesson 1 Algebraic Expressions free PDF files is Open Library. With its vast collection of over 1 million eBooks, Open Library has something for every reader. The website offers a seamless experience by providing options to borrow or download PDF files. Users simply need to create a free account to access this treasure trove of knowledge. Open Library also allows users to contribute by uploading and sharing their own PDF files, making it a collaborative platform for book enthusiasts. For those interested in academic resources, there are websites dedicated to providing free PDFs of research papers and scientific articles. One such website is Academia.edu, which allows researchers and scholars to share their work with a global audience. Users can download PDF files of research papers, theses, and dissertations covering a wide range of subjects. Academia.edu also provides a platform for discussions and networking within the academic community. When it comes to downloading Facing Math Lesson 1 Algebraic Expressions free PDF files of magazines, brochures, and catalogs, Issuu is a popular choice. This digital publishing platform hosts a vast collection of publications from around the world. Users can search for specific titles or explore various categories and genres. Issuu offers a seamless reading experience with its user-friendly interface and allows users to download PDF files for offline reading. Apart from dedicated platforms, search engines also play a crucial role in finding free PDF files. Google, for instance, has an advanced search feature that allows users to filter results by file type. By specifying the file type as "PDF," users can find websites that offer free PDF downloads on a specific topic. While downloading Facing Math Lesson 1 Algebraic Expressions free PDF files is convenient, it's important to note that copyright laws must be respected. Always ensure that the PDF files you download are legally available for free. Many authors and publishers voluntarily provide free PDF versions of their work, but it's essential to be cautious and verify the authenticity of the source before downloading Facing Math Lesson 1 Algebraic Expressions. In conclusion, the internet offers numerous platforms and websites that allow users to download free PDF files legally. Whether it's classic literature, research papers, or magazines, there is something for everyone. The platforms mentioned in this article, such as Project Gutenberg, Open Library, Academia.edu, and Issuu, provide access to a vast collection of PDF files. However, users should always be cautious and verify the legality of the source before downloading Facing Math Lesson 1 Algebraic Expressions any PDF files. With these platforms, the world of PDF downloads is just a click away.

FAQs About Facing Math Lesson 1 Algebraic Expressions Books

1. Where can I buy Facing Math Lesson 1 Algebraic Expressions books? Bookstores: Physical bookstores like Barnes & Noble, Waterstones, and independent local stores. Online Retailers: Amazon, Book Depository, and various online bookstores offer a wide range of books in physical and digital formats.
2. What are the different book formats available? Hardcover: Sturdy and durable, usually more expensive. Paperback: Cheaper, lighter, and more portable than hardcovers. E-books: Digital books available for e-readers like Kindle or software like Apple Books, Kindle, and Google Play Books.
3. How do I choose a Facing Math Lesson 1 Algebraic Expressions book to read? Genres: Consider the genre you enjoy (fiction, non-fiction, mystery, sci-fi, etc.). Recommendations: Ask friends, join book clubs, or explore online reviews and recommendations. Author: If you like a particular author, you might enjoy more of their work.
4. How do I take care of Facing Math Lesson 1 Algebraic Expressions books? Storage: Keep them away from direct sunlight and in a dry environment. Handling: Avoid folding pages, use bookmarks, and handle them with clean hands. Cleaning: Gently dust the covers and pages occasionally.
5. Can I borrow books without buying them? Public Libraries: Local libraries offer a wide range of books for borrowing. Book Swaps: Community book exchanges or online platforms where people exchange books.
6. How can I track my reading progress or manage my book collection? Book Tracking Apps: Goodreads, LibraryThing, and Book Catalogue are popular apps for tracking your reading progress and managing book collections. Spreadsheets: You can create your own spreadsheet to track books read, ratings, and other details.
7. What are Facing Math Lesson 1 Algebraic Expressions audiobooks, and where can I find them? Audiobooks: Audio recordings of books, perfect for listening while commuting or multitasking. Platforms: Audible, LibriVox, and Google Play Books offer a wide selection of audiobooks.
8. How do I support authors or the book industry? Buy Books: Purchase books from authors or independent bookstores. Reviews: Leave reviews on platforms like Goodreads or Amazon. Promotion: Share your favorite books on social media or recommend them to friends.
9. Are there book clubs or reading communities I can join? Local Clubs: Check for local book clubs in libraries or community centers. Online Communities: Platforms like Goodreads have virtual book clubs and discussion groups.
10. Can I read Facing Math Lesson 1 Algebraic Expressions books for free? Public Domain Books: Many classic books are available for free as they're in the public domain. Free E-books: Some websites offer free e-books legally, like Project Gutenberg or Open Library.

Find Facing Math Lesson 1 Algebraic Expressions :**good business leadership flow and the making of meaning**gould motor user guide*golf 1 4 wiring diagram computer*google drive manual sync~~goods transport agency service tax liability~~*goodenough draw a person test scoring***gopro hd hero 3 manual**~~golf cart repair faq~~*good with his hands**goodrich 42325 rescue hoist manual*good life recipe cat treats**gone part two the gone series book 2**goliath t4 mort dans lme~~golf tdi ahf manual~~**goldilocks story sequence images****Facing Math Lesson 1 Algebraic Expressions :**

The Marriage and Family Experience 11th (eleventh ... The book presents the latest information on adoptive parenting, childbearing patterns, gay and lesbian families, the meaning of virginity, gender roles and ... The Marriage and Family... by T. F. Cohen B. Strong C. ... The Marriage and Family Experience (text only) 11th(eleventh) edition by B. Strong,C. DeVault,T. F. Cohen [T. F. Cohen B. Strong C. DeVault] on Amazon.com. The Marriage and Family Experience: Intimate ... Jun 12, 2023 — The Marriage and Family Experience: Intimate Relationships in a Changing Society ; Publication date: 2013 ; Publisher: CENGAGE Learning. The Marriage and Family Experience: Intimate ... THE MARRIAGE & FAMILY EXPERIENCE: INTIMATE RELATIONSHIPS IN A CHANGING SOCIETY, ELEVENTH EDITION is the best-seller that brings together all elements of the ... Theodore F Cohen | Get Textbooks Study Guide for Strong/DeVault/Cohen's The Marriage and Family Experience(11th Edition) Relationships Changing Society by Bryan Strong, Theodore F. Cohen ... The marriage and family experience : intimate relationships ... The marriage and family experience : intimate relationships in a changing society ; Authors: Bryan Strong (Author), Theodore F. Cohen (Author) ; Edition: 13th ... The Marriage and Family Experience: Intimate ... The book

presents the latest information on adoptive parenting, childbearing patterns, gay and lesbian families, the meaning of virginity, gender roles and ... Srong, B., Devault, C., & Cohen, T. F. (2011). The Marriage ... Srong, B., Devault, C., & Cohen, T. F. (2011). The Marriage and Family Experience Intimate Relationships in a Changing Society (11th ed.). USA Wadsworth General The Marriage and Family Experience 14th Edition It explores adoptive parenting, childbearing patterns, gay and lesbian families, the transgender experience, virginity, gender roles, communication and conflict ... The Marriage and Family Experience: Intimate ... The book presents the latest information on adoptive parenting, childbearing patterns, gay and lesbian families, the meaning of virginity, gender roles and ... Microsoft BizTalk 2010: Line of Business Systems Integration A practical guide to integrating Line of Business systems with Microsoft BizTalk Server 2010 Deliver integrated Line of Business solutions more efficiently ... Microsoft BizTalk 2010: Line of Business Systems Integration A practical guide to integrating Line of Business systems with BizTalk Server 2010. Microsoft BizTalk 2010: Line of Business Systems Integration Microsoft BizTalk is an integration server solution that allows businesses to connect disparate systems. In today's business climate of mergers and acquisitions ... Microsoft BizTalk 2010: Line of Business Systems Integration | Guide ... This book will be a tutorial that focuses on integrating BizTalk with Line of Business systems using practical scenarios. Each chapter will take a Line of ... Microsoft BizTalk 2010: Line of Business Systems Integration This book will give you the impetus that you need to tackle the most challenging LOB integration requirements. It is a great resource for any BizTalk Architects ... Microsoft BizTalk 2010: Line of Business Systems Integration Microsoft BizTalk 2010: Line of Business Systems Integration · Paperback · \$65.99. Microsoft BizTalk 2010: Line of Business Systems Integration This book assumes developers are comfortable creating schemas, maps, orchestrations, ports and messages in Visual Studio and configuring applications in the ... Microsoft BizTalk 2010: Line of Business Systems ... Microsoft BizTalk 2010: Line of Business Systems Integration 1st Edition is written by Kent Weare, Richard Seroter, Sergei Moukhniatski and published by ... Microsoft BizTalk 2010: Line of Business Systems Integration For anybody that is planing on using the SAP adapter I recomend this book. Makes the installation of the adapter a lot easier. But I have one question. Microsoft BizTalk 2010 line of business systems integration Microsoft BizTalk 2010 line of business systems integration : a practical guide to integrating line of business systems with BizTalk Server 2010 / Kent Weare .. Free Restaurant SOP Template - Safety Culture Aug 15, 2023 — A restaurant SOP template specifically allows employees to know what their duties are directly by presenting them in a clear and concise manner. Standard Operating Procedure Forms These are templates for new and existing businesses to document their standard operating procedures for the Health Department and DATCP. How Restaurant SOPs Improve Consistency and Your ... This template will help you create SOPs for your entire business, so you can create consistency and easily train employees. Get free download. Get free download. Restaurants SOP Template Get Started with ClickUp's Restaurants SOP Template · Create tasks for each standard operating procedure, such as opening and closing checklists, food safety ... 30+ Editable

Standard Operating Procedures ... 30+ Editable Standard Operating Procedures (SOPs) Templates - Besty Templates. For an organisation to operate effectively and professionally, some rules and ... The Beginner's Guide to Restaurant Standard ... Oct 14, 2022 — Restaurant standard operating procedures (SOPs) are written lists of rules, standards, and norms that describe how to complete routine tasks ... 10 Free SOP Templates and How to Write Your Own Dec 12, 2023 — There's no better way to organize and visualize restaurant SOPs than through this Restaurant SOP template by ClickUp. This customizable SOP ... Free SOP template + how to write a standard operating ... Aug 29, 2023 — Our SOP template guide describes how to write your standard operating procedure documentation, and offers a free SOP to get started with. FREE Restaurant Operation Template Stay on Top of Your Work as Restaurant Manager With Template.net's Free Restaurant Operation Templates, Schedule Plans, Budget Manager Reports, ...