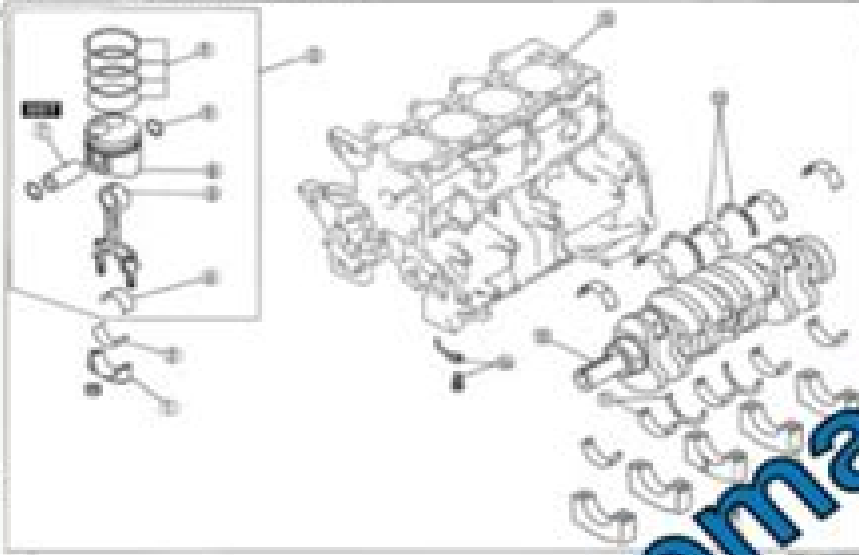


Mazda BT-50 2006-2015 Workshop Manual

UNIVERSITY OF CALIFORNIA, RIVERS

© 2000 Blackwell Science Ltd *Journal of Internal Medicine* 247: 399–405

1. **Characteristics of the order officers in the figure**

[illegible]

Commentary: Most of the following

1. Before removing the cover, disconnect the connecting rod with clearance. (See 21-12A, 21-12B, 21-12C, 21-12D, 21-12E, 21-12F, 21-12G, 21-12H, 21-12I, 21-12J, 21-12K, 21-12L, 21-12M, 21-12N, 21-12O, 21-12P, 21-12Q, 21-12R, 21-12S, 21-12T, 21-12U, 21-12V, 21-12W, 21-12X, 21-12Y, 21-12Z, 21-13A, 21-13B, 21-13C, 21-13D, 21-13E, 21-13F, 21-13G, 21-13H, 21-13I, 21-13J, 21-13K, 21-13L, 21-13M, 21-13N, 21-13O, 21-13P, 21-13Q, 21-13R, 21-13S, 21-13T, 21-13U, 21-13V, 21-13W, 21-13X, 21-13Y, 21-13Z, 21-14A, 21-14B, 21-14C, 21-14D, 21-14E, 21-14F, 21-14G, 21-14H, 21-14I, 21-14J, 21-14K, 21-14L, 21-14M, 21-14N, 21-14O, 21-14P, 21-14Q, 21-14R, 21-14S, 21-14T, 21-14U, 21-14V, 21-14W, 21-14X, 21-14Y, 21-14Z, 21-15A, 21-15B, 21-15C, 21-15D, 21-15E, 21-15F, 21-15G, 21-15H, 21-15I, 21-15J, 21-15K, 21-15L, 21-15M, 21-15N, 21-15O, 21-15P, 21-15Q, 21-15R, 21-15S, 21-15T, 21-15U, 21-15V, 21-15W, 21-15X, 21-15Y, 21-15Z, 21-16A, 21-16B, 21-16C, 21-16D, 21-16E, 21-16F, 21-16G, 21-16H, 21-16I, 21-16J, 21-16K, 21-16L, 21-16M, 21-16N, 21-16O, 21-16P, 21-16Q, 21-16R, 21-16S, 21-16T, 21-16U, 21-16V, 21-16W, 21-16X, 21-16Y, 21-16Z, 21-17A, 21-17B, 21-17C, 21-17D, 21-17E, 21-17F, 21-17G, 21-17H, 21-17I, 21-17J, 21-17K, 21-17L, 21-17M, 21-17N, 21-17O, 21-17P, 21-17Q, 21-17R, 21-17S, 21-17T, 21-17U, 21-17V, 21-17W, 21-17X, 21-17Y, 21-17Z, 21-18A, 21-18B, 21-18C, 21-18D, 21-18E, 21-18F, 21-18G, 21-18H, 21-18I, 21-18J, 21-18K, 21-18L, 21-18M, 21-18N, 21-18O, 21-18P, 21-18Q, 21-18R, 21-18S, 21-18T, 21-18U, 21-18V, 21-18W, 21-18X, 21-18Y, 21-18Z, 21-19A, 21-19B, 21-19C, 21-19D, 21-19E, 21-19F, 21-19G, 21-19H, 21-19I, 21-19J, 21-19K, 21-19L, 21-19M, 21-19N, 21-19O, 21-19P, 21-19Q, 21-19R, 21-19S, 21-19T, 21-19U, 21-19V, 21-19W, 21-19X, 21-19Y, 21-19Z, 21-20A, 21-20B, 21-20C, 21-20D, 21-20E, 21-20F, 21-20G, 21-20H, 21-20I, 21-20J, 21-20K, 21-20L, 21-20M, 21-20N, 21-20O, 21-20P, 21-20Q, 21-20R, 21-20S, 21-20T, 21-20U, 21-20V, 21-20W, 21-20X, 21-20Y, 21-20Z, 21-21A, 21-21B, 21-21C, 21-21D, 21-21E, 21-21F, 21-21G, 21-21H, 21-21I, 21-21J, 21-21K, 21-21L, 21-21M, 21-21N, 21-21O, 21-21P, 21-21Q, 21-21R, 21-21S, 21-21T, 21-21U, 21-21V, 21-21W, 21-21X, 21-21Y, 21-21Z, 21-22A, 21-22B, 21-22C, 21-22D, 21-22E, 21-22F, 21-22G, 21-22H, 21-22I, 21-22J, 21-22K, 21-22L, 21-22M, 21-22N, 21-22O, 21-22P, 21-22Q, 21-22R, 21-22S, 21-22T, 21-22U, 21-22V, 21-22W, 21-22X, 21-22Y, 21-22Z, 21-23A, 21-23B, 21-23C, 21-23D, 21-23E, 21-23F, 21-23G, 21-23H, 21-23I, 21-23J, 21-23K, 21-23L, 21-23M, 21-23N, 21-23O, 21-23P, 21-23Q, 21-23R, 21-23S, 21-23T, 21-23U, 21-23V, 21-23W, 21-23X, 21-23Y, 21-23Z, 21-24A, 21-24B, 21-24C, 21-24D, 21-24E, 21-24F, 21-24G, 21-24H, 21-24I, 21-24J, 21-24K, 21-24L, 21-24M, 21-24N, 21-24O, 21-24P, 21-24Q, 21-24R, 21-24S, 21-24T, 21-24U, 21-24V, 21-24W, 21-24X, 21-24Y, 21-24Z, 21-25A, 21-25B, 21-25C, 21-25D, 21-25E, 21-25F, 21-25G, 21-25H, 21-25I, 21-25J, 21-25K, 21-25L, 21-25M, 21-25N, 21-25O, 21-25P, 21-25Q, 21-25R, 21-25S, 21-25T, 21-25U, 21-25V, 21-25W, 21-25X, 21-25Y, 21-25Z, 21-26A, 21-26B, 21-26C, 21-26D, 21-26E, 21-26F, 21-26G, 21-26H, 21-26I, 21-26J, 21-26K, 21-26L, 21-26M, 21-26N, 21-26O, 21-26P, 21-26Q, 21-26R, 21-26S, 21-26T, 21-26U, 21-26V, 21-26W, 21-26X, 21-26Y, 21-26Z, 21-27A, 21-27B, 21-27C, 21-27D, 21-27E, 21-27F, 21-27G, 21-27H, 21-27I, 21-27J, 21-27K, 21-27L, 21-27M, 21-27N, 21-27O, 21-27P, 21-27Q, 21-27R, 21-27S, 21-27T, 21-27U, 21-27V, 21-27W, 21-27X, 21-27Y, 21-27Z, 21-28A, 21-28B, 21-28C, 21-28D, 21-28E, 21-28F, 21-28G, 21-28H, 21-28I, 21-28J, 21-28K, 21-28L, 21-28M, 21-28N, 21-28O, 21-28P, 21-28Q, 21-28R, 21-28S, 21-28T, 21-28U, 21-28V, 21-28W, 21-28X, 21-28Y, 21-28Z, 21-29A, 21-29B, 21-29C, 21-29D, 21-29E, 21-29F, 21-29G, 21-29H, 21-29I, 21-29J, 21-29K, 21-29L, 21-29M, 21-29N, 21-29O, 21-29P, 21-29Q, 21-29R, 21-29S, 21-29T, 21-29U, 21-29V, 21-29W, 21-29X, 21-29Y, 21-29Z, 21-30A, 21-30B, 21-30C, 21-30D, 21-30E, 21-30F, 21-30G, 21-30H, 21-30I, 21-30J, 21-30K, 21-30L, 21-30M, 21-30N, 21-30O, 21-30P, 21-30Q, 21-30R, 21-30S, 21-30T, 21-30U, 21-30V, 21-30W, 21-30X, 21-30Y, 21-30Z, 21-31A, 21-31B, 21-31C, 21-31D, 21-31E, 21-31F, 21-31G, 21-31H, 21-31I, 21-31J, 21-31K, 21-31L, 21-31M, 21-31N, 21-31O, 21-31

Phases, Components

1. Before connecting and connecting rail, inspect the connecting rail at clearance. (See 01-10A-07 CONNECTION INSPECTION/REPAIR (R&R))

MECHANICAL PARTS 707-3

Finding Your Career Development Needs

8. Estimate the timing your model using a separate test.

8. Planning the full meal **with** a veg

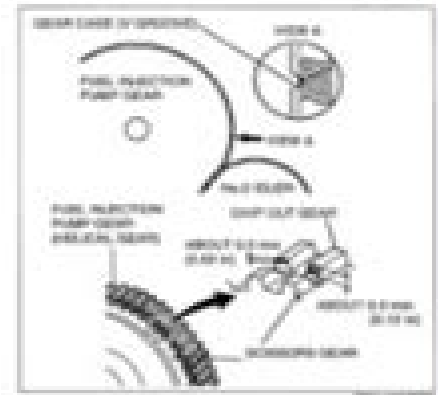
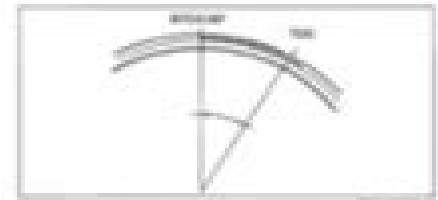

[illegible]

2. Rotate the flywheel ring gear from TDC to approximately 90° BTDC (about 1/2 tooth on the gear).

- ii. Verify that the anti-gear (V groove) of the timing gear mesh and the drive gear of the fuel injection pump gear are aligned.

1999, 2000, 2001, 2002, 2003, 2004, 2005, 2006, 2007, 2008, 2009, 2010, 2011, 2012, 2013, 2014, 2015, 2016, 2017, 2018, 2019, 2020, 2021, 2022, 2023, 2024, 2025, 2026, 2027, 2028, 2029, 2030, 2031, 2032, 2033, 2034, 2035, 2036, 2037, 2038, 2039, 2040, 2041, 2042, 2043, 2044, 2045, 2046, 2047, 2048, 2049, 2050, 2051, 2052, 2053, 2054, 2055, 2056, 2057, 2058, 2059, 2060, 2061, 2062, 2063, 2064, 2065, 2066, 2067, 2068, 2069, 2070, 2071, 2072, 2073, 2074, 2075, 2076, 2077, 2078, 2079, 2080, 2081, 2082, 2083, 2084, 2085, 2086, 2087, 2088, 2089, 2090, 2091, 2092, 2093, 2094, 2095, 2096, 2097, 2098, 2099, 2100, 2101, 2102, 2103, 2104, 2105, 2106, 2107, 2108, 2109, 2110, 2111, 2112, 2113, 2114, 2115, 2116, 2117, 2118, 2119, 2120, 2121, 2122, 2123, 2124, 2125, 2126, 2127, 2128, 2129, 2130, 2131, 2132, 2133, 2134, 2135, 2136, 2137, 2138, 2139, 2140, 2141, 2142, 2143, 2144, 2145, 2146, 2147, 2148, 2149, 2150, 2151, 2152, 2153, 2154, 2155, 2156, 2157, 2158, 2159, 2160, 2161, 2162, 2163, 2164, 2165, 2166, 2167, 2168, 2169, 2170, 2171, 2172, 2173, 2174, 2175, 2176, 2177, 2178, 2179, 2180, 2181, 2182, 2183, 2184, 2185, 2186, 2187, 2188, 2189, 2190, 2191, 2192, 2193, 2194, 2195, 2196, 2197, 2198, 2199, 2200, 2201, 2202, 2203, 2204, 2205, 2206, 2207, 2208, 2209, 2210, 2211, 2212, 2213, 2214, 2215, 2216, 2217, 2218, 2219, 2220, 2221, 2222, 2223, 2224, 2225, 2226, 2227, 2228, 2229, 2230, 2231, 2232, 2233, 2234, 2235, 2236, 2237, 2238, 2239, 2240, 2241, 2242, 2243, 2244, 2245, 2246, 2247, 2248, 2249, 2250, 2251, 2252, 2253, 2254, 2255, 2256, 2257, 2258, 2259, 2260, 2261, 2262, 2263, 2264, 2265, 2266, 2267, 2268, 2269, 2270, 2271, 2272, 2273, 2274, 2275, 2276, 2277, 2278, 2279, 2280, 2281, 2282, 2283, 2284, 2285, 2286, 2287, 2288, 2289, 2290, 2291, 2292, 2293, 2294, 2295, 2296, 2297, 2298, 2299, 2300, 2301, 2302, 2303, 2304, 2305, 2306, 2307, 2308, 2309, 2310, 2311, 2312, 2313, 2314, 2315, 2316, 2317, 2318, 2319, 2320, 2321, 2322, 2323, 2324, 2325, 2326, 2327, 2328, 2329, 2330, 2331, 2332, 2333, 2334, 2335, 2336, 2337, 2338, 2339, 2340, 2341, 2342, 2343, 2344, 2345, 2346, 2347, 2348, 2349, 2350, 2351, 2352, 2353, 2354, 2355, 2356, 2357, 2358, 2359, 2360, 2361, 2362, 2363, 2364, 2365, 2366, 2367, 2368, 2369, 2370, 2371, 2372, 2373, 2374, 2375, 2376, 2377, 2378, 2379, 2380, 2381, 2382, 2383, 2384, 2385, 2386, 2387, 2388, 2389, 2390, 2391, 2392, 2393, 2394, 2395, 2396, 2397, 2398, 2399, 2400, 2401, 2402, 2403, 2404, 2405, 2406, 2407, 2408, 2409, 2410, 2411, 2412, 2413, 2414, 2415, 2416, 2417, 2418, 2419, 2420, 2421, 2422, 2423, 2424, 2425, 2426, 2427, 2428, 2429, 2430, 2431, 2432, 2433, 2434, 2435, 2436, 2437, 2438, 2439, 2440, 2441, 2442, 2443, 2444, 2445, 2446, 2447, 2448, 2449, 2450, 2451, 2452, 2453, 2454, 2455, 2456, 2457, 2458, 2459, 2460, 2461, 2462, 2463, 2464, 2465, 2466, 2467, 2468, 2469, 2470, 2471, 2472, 2473, 2474, 2475, 2476, 2477, 2478, 2479, 2480, 2481, 2482, 2483, 2484, 2485, 2486, 2487, 2488, 2489, 2490, 2491, 2492, 2493, 2494, 2495, 2496, 2497, 2498, 2499, 2500, 2501, 2502, 2503, 2504, 2505, 2506, 2507, 2508, 2509, 2510, 2511, 2512, 2513, 2514, 2515, 2516, 2517, 2518, 2519, 2520, 2521, 2522, 2523, 2524, 2525, 2526, 2527, 2528, 2529, 2530, 2531, 2532, 2533, 2534, 2535, 2536, 2537, 2538, 2539, 2540, 2541, 2542, 2543, 2544, 2545, 2546, 2547, 2548, 2549, 2550, 2551, 2552, 2553, 2554, 2555, 2556, 2557, 2558, 2559, 2560, 2561, 2562, 2563, 2564, 2565, 2566, 2567, 2568, 2569, 2570, 2571, 2572, 2573, 2574, 2575, 2576, 2577, 2578, 2579, 2580, 2581, 2582, 2583, 2584, 2585, 2586, 2587, 2588, 2589, 2590, 2591, 2592, 2593, 2594, 2595, 2596, 2597, 2598, 2599, 2600, 2601, 2602, 2603, 2604, 2605, 2606, 2607, 2608, 2609, 2610, 2611, 2612, 2613, 2614, 2615, 2616, 2617, 2618, 2619, 2620, 2621, 2622, 2623, 2624, 2625, 2626, 2627, 2628, 2629, 2630, 2631, 2632, 2633, 2634, 2635, 2636, 2637, 2638, 2639, 2640, 2641, 2642, 2643, 2644, 2645, 2646, 2647, 2648, 2649, 2650, 2651, 2652, 2653, 2654, 2655, 2656, 2657, 2658, 2659, 2660, 2661, 2662, 2663, 2664, 2665, 2666, 2667, 2668, 2669, 2670, 2671, 2672, 2673, 2674, 2675, 2676, 2677, 2678, 2679, 2680, 26

- If the slip out gear is hard to find, cross the fuel injection pump gear on both side and turn. Now check the slip out gear.



PDF
DOWNLOAD

Mazda Bt 50 B32p Workshop Manual

DJ Losen



Mazda Bt 50 B32p Workshop Manual:

This is likewise one of the factors by obtaining the soft documents of this **Mazda Bt 50 B32p Workshop Manual** by online. You might not require more era to spend to go to the book initiation as without difficulty as search for them. In some cases, you likewise pull off not discover the message Mazda Bt 50 B32p Workshop Manual that you are looking for. It will entirely squander the time.

However below, like you visit this web page, it will be correspondingly very simple to get as well as download lead Mazda Bt 50 B32p Workshop Manual

It will not agree to many epoch as we tell before. You can realize it while conduct yourself something else at home and even in your workplace. for that reason easy! So, are you question? Just exercise just what we find the money for below as capably as evaluation **Mazda Bt 50 B32p Workshop Manual** what you gone to read!

https://staging.conocer.cide.edu/files/publication/Documents/hints_and_help_from_heloise.pdf

Table of Contents Mazda Bt 50 B32p Workshop Manual

1. Understanding the eBook Mazda Bt 50 B32p Workshop Manual
 - The Rise of Digital Reading Mazda Bt 50 B32p Workshop Manual
 - Advantages of eBooks Over Traditional Books
2. Identifying Mazda Bt 50 B32p Workshop Manual
 - Exploring Different Genres
 - Considering Fiction vs. Non-Fiction
 - Determining Your Reading Goals
3. Choosing the Right eBook Platform
 - Popular eBook Platforms
 - Features to Look for in an Mazda Bt 50 B32p Workshop Manual
 - User-Friendly Interface
4. Exploring eBook Recommendations from Mazda Bt 50 B32p Workshop Manual

- Personalized Recommendations
- Mazda Bt 50 B32p Workshop Manual User Reviews and Ratings
- Mazda Bt 50 B32p Workshop Manual and Bestseller Lists
- 5. Accessing Mazda Bt 50 B32p Workshop Manual Free and Paid eBooks
 - Mazda Bt 50 B32p Workshop Manual Public Domain eBooks
 - Mazda Bt 50 B32p Workshop Manual eBook Subscription Services
 - Mazda Bt 50 B32p Workshop Manual Budget-Friendly Options
- 6. Navigating Mazda Bt 50 B32p Workshop Manual eBook Formats
 - ePub, PDF, MOBI, and More
 - Mazda Bt 50 B32p Workshop Manual Compatibility with Devices
 - Mazda Bt 50 B32p Workshop Manual Enhanced eBook Features
- 7. Enhancing Your Reading Experience
 - Adjustable Fonts and Text Sizes of Mazda Bt 50 B32p Workshop Manual
 - Highlighting and Note-Taking Mazda Bt 50 B32p Workshop Manual
 - Interactive Elements Mazda Bt 50 B32p Workshop Manual
- 8. Staying Engaged with Mazda Bt 50 B32p Workshop Manual
 - Joining Online Reading Communities
 - Participating in Virtual Book Clubs
 - Following Authors and Publishers Mazda Bt 50 B32p Workshop Manual
- 9. Balancing eBooks and Physical Books Mazda Bt 50 B32p Workshop Manual
 - Benefits of a Digital Library
 - Creating a Diverse Reading Collection Mazda Bt 50 B32p Workshop Manual
- 10. Overcoming Reading Challenges
 - Dealing with Digital Eye Strain
 - Minimizing Distractions
 - Managing Screen Time
- 11. Cultivating a Reading Routine Mazda Bt 50 B32p Workshop Manual
 - Setting Reading Goals Mazda Bt 50 B32p Workshop Manual
 - Carving Out Dedicated Reading Time
- 12. Sourcing Reliable Information of Mazda Bt 50 B32p Workshop Manual

- Fact-Checking eBook Content of Mazda Bt 50 B32p Workshop Manual
 - Distinguishing Credible Sources
13. Promoting Lifelong Learning
- Utilizing eBooks for Skill Development
 - Exploring Educational eBooks
14. Embracing eBook Trends
- Integration of Multimedia Elements
 - Interactive and Gamified eBooks

Mazda Bt 50 B32p Workshop Manual Introduction

In the digital age, access to information has become easier than ever before. The ability to download Mazda Bt 50 B32p Workshop Manual has revolutionized the way we consume written content. Whether you are a student looking for course material, an avid reader searching for your next favorite book, or a professional seeking research papers, the option to download Mazda Bt 50 B32p Workshop Manual has opened up a world of possibilities. Downloading Mazda Bt 50 B32p Workshop Manual provides numerous advantages over physical copies of books and documents. Firstly, it is incredibly convenient. Gone are the days of carrying around heavy textbooks or bulky folders filled with papers. With the click of a button, you can gain immediate access to valuable resources on any device. This convenience allows for efficient studying, researching, and reading on the go. Moreover, the cost-effective nature of downloading Mazda Bt 50 B32p Workshop Manual has democratized knowledge. Traditional books and academic journals can be expensive, making it difficult for individuals with limited financial resources to access information. By offering free PDF downloads, publishers and authors are enabling a wider audience to benefit from their work. This inclusivity promotes equal opportunities for learning and personal growth. There are numerous websites and platforms where individuals can download Mazda Bt 50 B32p Workshop Manual. These websites range from academic databases offering research papers and journals to online libraries with an expansive collection of books from various genres. Many authors and publishers also upload their work to specific websites, granting readers access to their content without any charge. These platforms not only provide access to existing literature but also serve as an excellent platform for undiscovered authors to share their work with the world. However, it is essential to be cautious while downloading Mazda Bt 50 B32p Workshop Manual. Some websites may offer pirated or illegally obtained copies of copyrighted material. Engaging in such activities not only violates copyright laws but also undermines the efforts of authors, publishers, and researchers. To ensure ethical downloading, it is advisable to utilize reputable websites that prioritize the legal distribution of content. When downloading Mazda Bt 50 B32p Workshop Manual, users should also

consider the potential security risks associated with online platforms. Malicious actors may exploit vulnerabilities in unprotected websites to distribute malware or steal personal information. To protect themselves, individuals should ensure their devices have reliable antivirus software installed and validate the legitimacy of the websites they are downloading from. In conclusion, the ability to download Mazda Bt 50 B32p Workshop Manual has transformed the way we access information. With the convenience, cost-effectiveness, and accessibility it offers, free PDF downloads have become a popular choice for students, researchers, and book lovers worldwide. However, it is crucial to engage in ethical downloading practices and prioritize personal security when utilizing online platforms. By doing so, individuals can make the most of the vast array of free PDF resources available and embark on a journey of continuous learning and intellectual growth.

FAQs About Mazda Bt 50 B32p Workshop Manual Books

How do I know which eBook platform is the best for me? Finding the best eBook platform depends on your reading preferences and device compatibility. Research different platforms, read user reviews, and explore their features before making a choice. Are free eBooks of good quality? Yes, many reputable platforms offer high-quality free eBooks, including classics and public domain works. However, make sure to verify the source to ensure the eBook credibility. Can I read eBooks without an eReader? Absolutely! Most eBook platforms offer web-based readers or mobile apps that allow you to read eBooks on your computer, tablet, or smartphone. How do I avoid digital eye strain while reading eBooks? To prevent digital eye strain, take regular breaks, adjust the font size and background color, and ensure proper lighting while reading eBooks. What the advantage of interactive eBooks? Interactive eBooks incorporate multimedia elements, quizzes, and activities, enhancing the reader engagement and providing a more immersive learning experience. Mazda Bt 50 B32p Workshop Manual is one of the best book in our library for free trial. We provide copy of Mazda Bt 50 B32p Workshop Manual in digital format, so the resources that you find are reliable. There are also many Ebooks of related with Mazda Bt 50 B32p Workshop Manual. Where to download Mazda Bt 50 B32p Workshop Manual online for free? Are you looking for Mazda Bt 50 B32p Workshop Manual PDF? This is definitely going to save you time and cash in something you should think about.

Find Mazda Bt 50 B32p Workshop Manual :

hints and help from heloise

[his majestys fraser fencible regiment](#)

[his infinite variety major shakespearean criticism since johnson essay index reprint series](#)

~~his last bow 1st edition~~

his third her second

his excellency george washington

hip and hop

hillman minx 1 to 5 1956 65 manual

historia dos velhos teatros de sao paulo

~~historic boston~~

historic concord and the lexington fight

hiroshima the story of the first atom bomb

historias macabras

his forbidden bride the greek tycoons

hilton head a zack dawsonlisa sheffield novel

Mazda Bt 50 B32p Workshop Manual :

Smart Additives for Architecture, Coatings, Concrete and ... Smart Additives for Architecture, Coatings, Concrete and ... Additives for Architectural Coatings Here you can select from an extensive additive portfolio for architectural coatings and find the right BYK additive for your application. Additives and resins for Architectural Coatings Additives for architectural coatings include defoamers, wetting and dispersing agents and provide hydrophobing effects for exterior paints and coatings. Additives for Construction Chemicals Select the right BYK high-performance additive from our portfolio for your application in the construction industry. Click here to learn more. Additives for Architectural Coatings in IBC Additive solutions for architectural coatings in building and construction - excellent appearance and long-term weather protection. Additives for Architectural Coatings We create chemistry that helps your paint differentiate! We continue to work ... We offer additives for exterior architectural coatings, interior architectural ... Architectural | Chemical Coatings Eastman coalescents and additives improve overall performance of architectural coatings by increasing durability, performance and aesthetics. Evonik Coating Additives - Specialty Additives for Coatings ... The Evonik Coating Additives business line offers high performance additives such as defoamers, deaerators, wetting and dispersing agents, as well as matting ... Architectural Exterior Coatings and Paint Additives Resins and additives that improve exterior coatings · Improved durability · Greater versatility · Paint efficiency and application · Paint Additives. Additives for Industrial Paints and Coatings 3M Additives for Paints and Coatings are a family of functional fillers, surfactants and other additives for architectural and industrial paints, coatings, and ... Journeys: Projectable Blackline Masters Grade 3 Book details ; Print length. 624 pages ; Language. English ; Publisher.

HOUGHTON MIFFLIN HARCOURT ; Publication date. April 14, 2010 ; ISBN-10. 0547373562. houghton mifflin harcourt - journeys projectable blackline ... Journeys: Projectable Blackline Masters Grade 5 by HOUGHTON MIFFLIN HARCOURT and a great selection of related books, art and collectibles available now at ... Journeys: Projectable Blackline Masters Grade 3 Houghton Mifflin Harcourt Journeys : Projectable Blackline Masters Grade 3. Author. Houghton Mifflin Harcourt Publishing Company Staff. Item Length. 1in. Journeys - Grade 3 The Journeys reading program offers numerous resources to support the Common Core Standards and prepare students for the MCAS 2.0 assessment in the spring. Journeys Common Core Student Edition Volume 1 Grade 3 Buy Journeys Common Core Student Edition Volume 1 Grade 3, ISBN: 9780547885490 from Houghton Mifflin Harcourt. Shop now. Journeys Teacher - LiveBinder Journeys Sound/Spelling Cards Grade 1-3. Journeys Focus Wall G3, 2014. Journeys Retelling Cards G3. Journeys Projectables G3. Symboloo Journeys Reading 2017- ... Journeys: Projectable Blackline Masters Grade 3 Journeys: Projectable Blackline Masters Grade 3 (ISBN-13: 9780547373560 and ISBN-10: 0547373562), written by author HOUGHTON MIFFLIN HARCOURT, was published ... Journeys Reading Program | K-6 English Language Arts ... With Journeys, readers are inspired by authentic, award-winning text, becoming confident that they are building necessary skills . Order from HMH today! Free Journeys Reading Resources Oct 31, 2023 — Free Journeys reading program ebooks, leveled readers, writing handbooks, readers notebooks, and close readers. I need a diagram on spark plug wires for 2006 ford freestar Feb 25, 2010 — Hello I will help you with your question,. Here is a diagram of the coil and cylinder layout, let me know if you have further questions ... 2005 ford freestar 4.2l plug wire diagram Mar 31, 2013 — SOURCE: need wiring diagram for spark plugs for 2005 ford. I do not know if you have the 3.0L or 4.0L Engine, regardless they have the same ... 2004-2007 Ford Freestar Vehicle Wiring Chart and Diagram Commando Car Alarms offers free wiring diagrams for your 2004-2007 Ford Freestar. Use this information for installing car alarm, remote car starters and ... Spark Plug Wires Diagram Aug 12, 2019 — Spark plug wires diagram · MEMBER · 2005 FORD FREESTAR · 2WD · AUTOMATIC · 232,000 MILES. Spark Plug Wire Set - 2005 Ford Freestar Buy 2005 Ford Freestar Spark Plug Wire Set. Freestar, Monterey. Ignition system. Cable, Electrical - OEM Ford Part # 6U7Z12259A (6U7Z-12259-A). 2005 Ford Freestar & Mercury Monterey - Wiring Diagrams How to use this manual. Symbols. Connector Repair Procedures. Wiring Harness Overview. Grounds. Fuse and Relay Information. Charging System. diagram showing spark plug wires to Coil pack? Apr 8, 2014 — can anyone provide a drawing showing the Driver's side Wires as they connect to the Coil pack? Example: Front Driver's side plug wire connects ... 4.2 2005 Freestar - Rough Idle and undriveable after plug/ ... Jun 9, 2013 — Hello - 2005 - 130K - Changed plugs prior but not the Wires/coil. Was getting some rough motor on hard inclines/hills at highway speed.